



How to build a backyard water park

A mini water park in your backyard is a fabulous way to entertain your kids during the long, hot summer.

Most parents know that one of the best ways to soothe a restless, bored, tantrum-prone child is to dip them in some form of water - a pool, the ocean, even the bath.

So creating a miniature water park in the backyard is a surefire way to not only get your kids away from the screens and out in the fresh air, but to ensure they have endless amounts of fun, too. Invite the kids from the neighbourhood, and the fun will only multiply.

The best thing about this DIY water park? It can largely be achieved by repurposing everyday items around the house. Here are four simple elements to include.

You can make a backyard water park with things around the house!





Slip'n'slide

You can never whiz down a waterslide enough! And making your own is simple.

You'll need a decent length of thick plastic sheeting or a tarp and a slightly sloping patch of lawn.

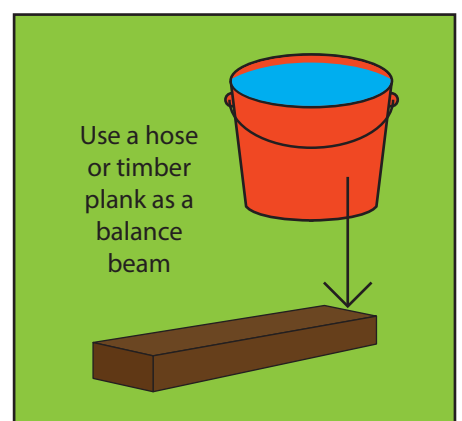
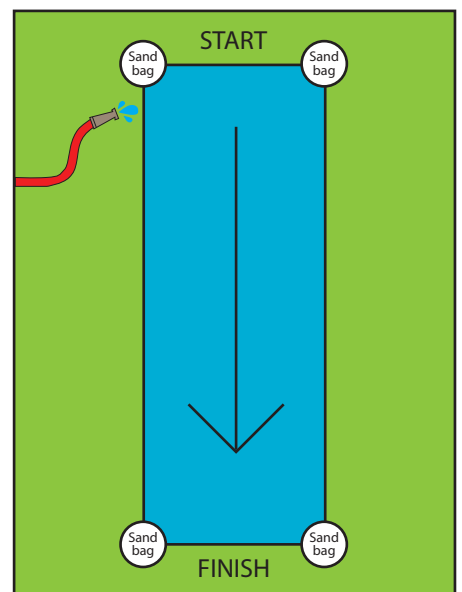
Spread the sheeting on the ground, then fill plastic shopping bags with dirt or sand and use them to weigh down the sheet at each corner. Put the garden hose at the top of the slide to wet the surface and make it slippery.

You're ready to slide to your heart's content.

The bucket challenge

Here's a chance to show off your balancing skills. All you need is a couple of buckets (small beach-size buckets for the little ones, normal laundry buckets for the older kids), filled to the top with water.

Lay out the garden hose on the ground, marking a start point and an end point with bags of dirt or sand.





Alternatively, you could use a piece of timber board as your balance beam.

Your goal? To walk the marked-out length of hose or timber with the bucket balanced on your head (you can hold it with your hands).

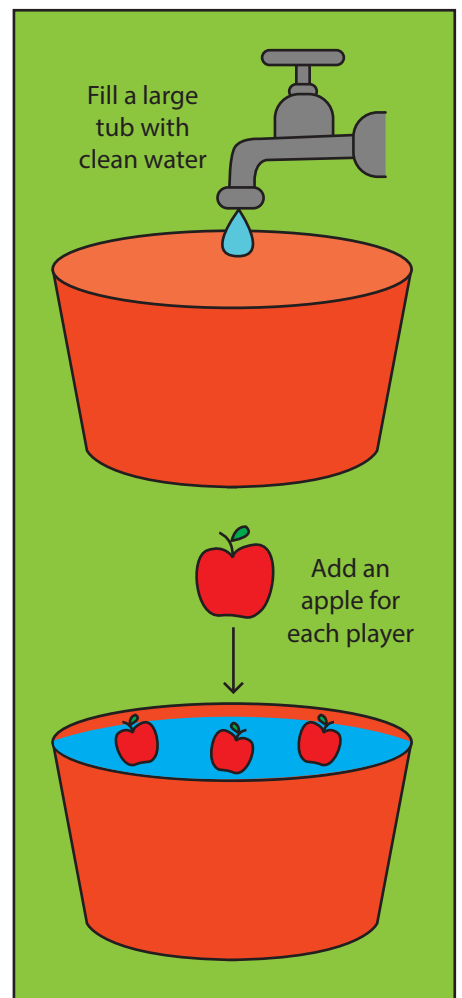
She's apples

Bobbing for apples is an old game - but it's a whole heap of fun. All you need is a large tub filled with clean water to which you add one apple for each player.

The aim of the game? To try and grab an apple with your mouth, without using your hands at all.

It's harder than it might sound - and you're going to get very wet in the process.

(Parents' note: as children's faces will be submerged during this game, it's not advisable for children under six.)





That's whack!

Water balloon piñata combines three things that kids love: balloons, water and hitting things with a stick.

Fill balloons with water and tie them to the washing line with string, at different heights and well spaced out.

One at a time, each child is blindfolded and must try to hit the water piñata with a stick.

Be warned, everyone in close proximity to the piñata will get very wet!

